

Announcing The First (in a while) Annual Pack 147 CUB-O-NAPOLIS 500



WHO:

Racers: All Pack 147 Scouts

Pit Crew: Family, Friends, and Siblings

WHAT:

Make a cardboard 'car' and race it 4 laps around a track, making a pit stop after each lap except for the last lap. We will have pizza graciously donated by Pizza Post and drinks.

WHEN:

Sunday, September 25th 2016

Race starts at 3:00 PM

Please arrive at 2:30 at the latest

Pizza will be served **after the race** is completed

WHERE: Field Adjacent To The Town Common, Oxford

HOW MUCH: FREE! you only need to provide your cardboard race car for the scout racer.

Things To Bring On Race Day:

Show your race team spirit by wearing a team shirt! You can decorate them up however you would like!

Blanket for the ground, picnic style!
Camp chairs
Camera
Goggles or Sunglasses
A cheering section!

Cub-o-napolis 500

A Fun Derby where boys put on boxes that look like cars and race each other (by running).

Preparations:

Each Cub needs a cardboard box that is big enough for him to stand up inside and carry. It can have an open top, or cut-out holes for arms and head. Cars should ideally be between 24" and 36" long, about 12" high and between 12" and 18" wide, but there are no strict rules for car size, so make it as big or small as you like as long as your scout can wear it.

The Cub will decorate the box to look like a race car (or a space ship, garbage truck, or any vehicle he wants, see below for examples).

Construction paper, paint, tape, aluminum foil and markers are all great things to have on hand to spur creativity. Colored paper plates make great wheels. Be sure no dangerous materials (such as glass or metal) are used.

The car decorating can be done at home or as a den activity.

Keep in mind that the cars will likely end up damaged (if not completely destroyed) by the time the race is over.

The Race

The Race Is 4 Laps Long WITH A Pit Stop After Each Of The First 3 Laps...

The **first pit stop** is "Cleaning The Windshield." The pit crew has to squirt water on the goggles and wipe them off.

The **second pit stop** is "Refueling." The Cub Scout must drink a small cup of water through a straw.

The **third pit stop** is "Tire Change." The Cub Scout's shoes must be untied and taken off, his socks must be turned inside out and return to the same foot, and his shoes must be put back on and tied.

Each scout must have a pit crew consisting of 1 or 2 family members or friends (adults or youth, but not other Pack 147 scouts unless they are siblings). Pit crews are encouraged to wear a "Team shirt" and show your team pride!

Races will be grouped by rank. Based on the size of the group the race maybe split into multiple heats.

Boys must wear lace-up shoes and socks. If a participant only has Velcro shoes, they can take a 10 second per pit stop time penalty (with the exception of our Lions & Tigers). **No slip on shoes are allowed.**

Boys must wear goggles (if you do not have goggles the pack will provide them)

Races will be run in heats of 3 or 4 boys at a time

The winner of each race is the first to cross the finish line **(the scout, not the car!)**
Race times do not carry between heats. Each Scout will race twice. The best time of the heat will be used to calculate the winner

There will be 3 rounds of races

- Qualifying rounds will result in 6 scouts going to the quarter-finals
- Four quarter-final races will result in 4 scouts going to the semi-finals
- Two semi-final races will result in 2 scouts going to the finals
- Final race to determine the champion

There will not be any trophies awarded, but boy's will win a certificate for something.

The winner will get "Fastest Car" but others will get awards such as:

- Best Time For
- Coolest Goggles
- Wackiest Socks
- Best Paint Job
- Most Creative Design
- Best Car Team Theme
- Best Scout & Team Spirit Award

And as always, remind the boys that what is important is that they do their best, play by the rules, show good sportsmanship, and have fun.

Please do not put any sharp objects or something that can break off and hurt your child or another child.

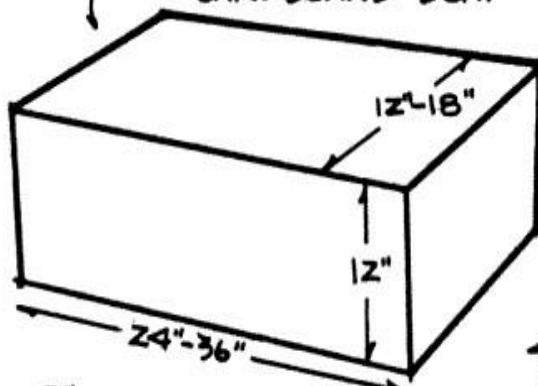
Use a box that fits around the boy without being either too snug or too loose.

Remember:

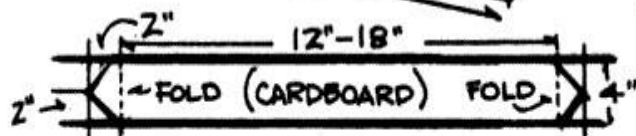

- No metal or glass materials may be used
- No items can be hanging or dragging behind a car
- For safety reasons, cars should not have a windshield made out of anything but cardboard

HOW TO BUILD AND WEAR A "CUBANAPOLIS" CAR FOR THE CUBANAPOLIS 500 RACE

1. PICK THE RIGHT SIZE
CARDBOARD BOX.





2. CUT HOLES FOR THE HEAD
AND ARMS



3. MAKE WINDSHIELD-SAME
(OPTIONAL) AS CAR WIDTH.

4. MAKE FOUR
WHEELS
(CARDBOARD)

4"-5" RADIUS



5. ASSEMBLE WITH GLUE.

6. DECORATE AND PAINT AS DESIRED.
(BE ORIGINAL!)

Example Car Designs

